

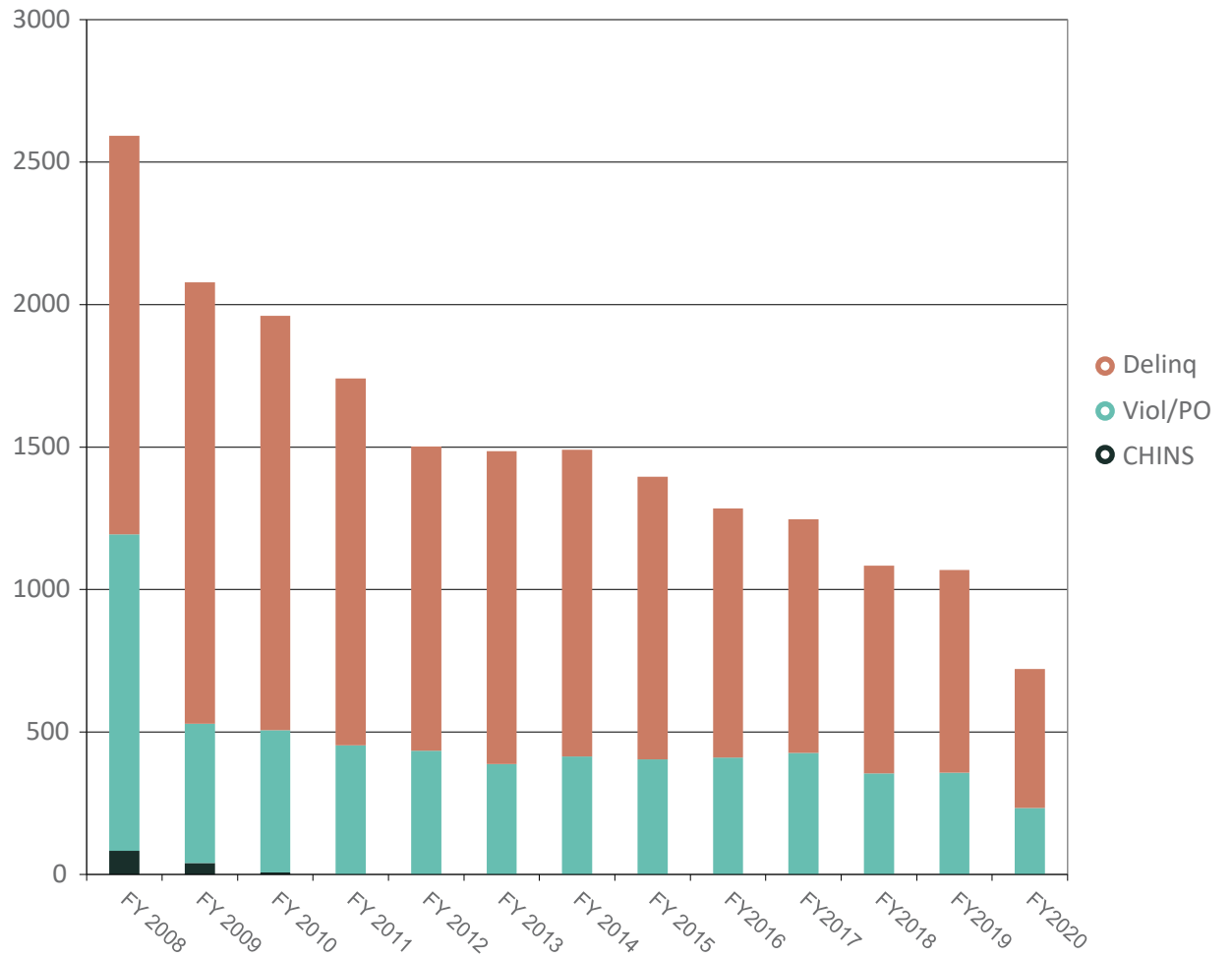
ADMISSIONS BY TYPE

Numeric Summary

	CHINS	Viol/PO	Delinq	Total
FY 2008	83	1110	1399	2592
FY 2009	40	489	1549	2078
FY 2010	7	499	1454	1960
FY 2011	0	453	1288	1741
FY 2012	0	434	1068	1502
FY 2013	0	388	1097	1485
FY 2014	0	414	1077	1491
FY 2015	0	404	992	1396
FY2016	0	410	874	1284
FY2017	0	427	820	1247
FY2018	0	355	729	1084
FY2019	0	357	711	1068
FY2020	0	233	488	721

As Percentages of Total Admissions

	CHINS	Viol/PO	Delinq	Total
FY 2008	3.20%	42.82%	53.97%	2592
FY 2009	1.92%	23.53%	74.54%	2078
FY 2010	0.36%	25.46%	74.18%	1960
FY 2011	0.00%	26.02%	73.98%	1741
FY 2012	0.00%	28.89%	71.11%	1502
FY 2013	0.00%	26.13%	73.87%	1485
FY 2014	0.00%	27.77%	72.23%	1491
FY 2015	0.00%	28.94%	71.06%	1396
FY2016	0.00%	31.93%	68.07%	1284
FY2017	0.00%	34.24%	65.76%	1247
FY2018	0.00%	32.75%	67.25%	1084
FY2019	0.00%	33.43%	66.57%	1068
FY2020	0.00%	32.32%	67.68%	721



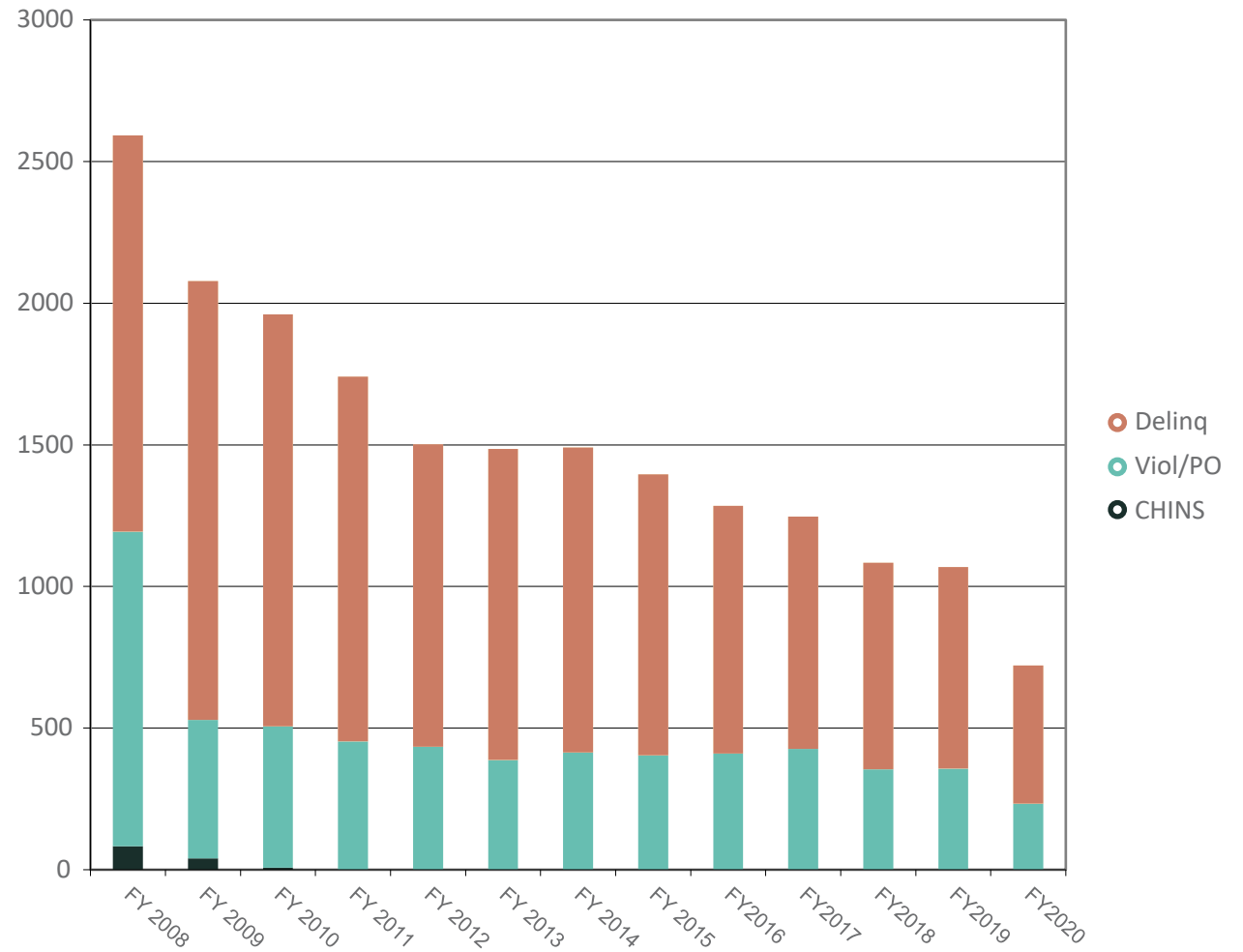
ADMISSIONS BY TYPE

Numeric Summary

	CHINS	Viol/PO	Delinq	Total
FY 2008	83	1110	1399	2592
FY 2009	40	489	1549	2078
FY 2010	7	499	1454	1960
FY 2011	0	453	1288	1741
FY 2012	0	434	1068	1502
FY 2013	0	388	1097	1485
FY 2014	0	414	1077	1491
FY 2015	0	404	992	1396
FY2016	0	410	874	1284
FY2017	0	427	820	1247
FY2018	0	355	729	1084
FY2019	0	357	711	1068
FY2020	0	233	488	721

As Percentages of Total Admissions

	CHINS	Viol/PO	Delinq	Total
FY 2008	3.20%	42.82%	53.97%	2592
FY 2009	1.92%	23.53%	74.54%	2078
FY 2010	0.36%	25.46%	74.18%	1960
FY 2011	0.00%	26.02%	73.98%	1741
FY 2012	0.00%	28.89%	71.11%	1502
FY 2013	0.00%	26.13%	73.87%	1485
FY 2014	0.00%	27.77%	72.23%	1491
FY 2015	0.00%	28.94%	71.06%	1396
FY2016	0.00%	31.93%	68.07%	1284
FY2017	0.00%	34.24%	65.76%	1247
FY2018	0.00%	32.75%	67.25%	1084
FY2019	0.00%	33.43%	66.57%	1068
FY2020	0.00%	32.32%	67.68%	721

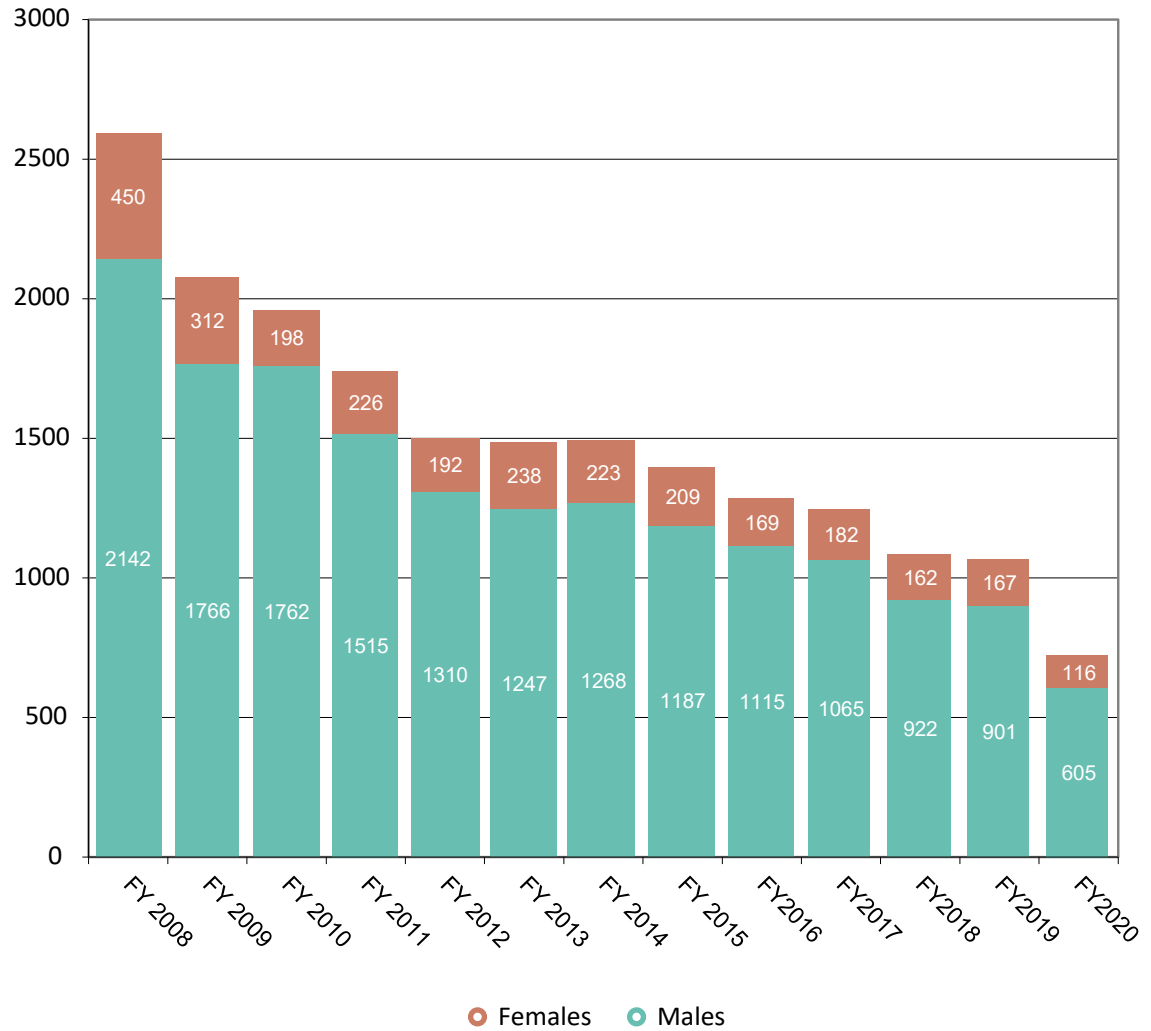


ADMISSIONS BY GENDER

	Males	Females	Total
FY 2008	2142	450	2592
FY 2009	1766	312	2078
FY 2010	1762	198	1960
FY 2011	1515	226	1741
FY 2012	1310	192	1502
FY 2013	1247	238	1485
FY 2014	1268	223	1491
FY 2015	1187	209	1396
FY2016	1115	169	1284
FY2017	1065	182	1247
FY2018	922	162	1084
FY2019	901	167	1068
FY2020	605	116	721

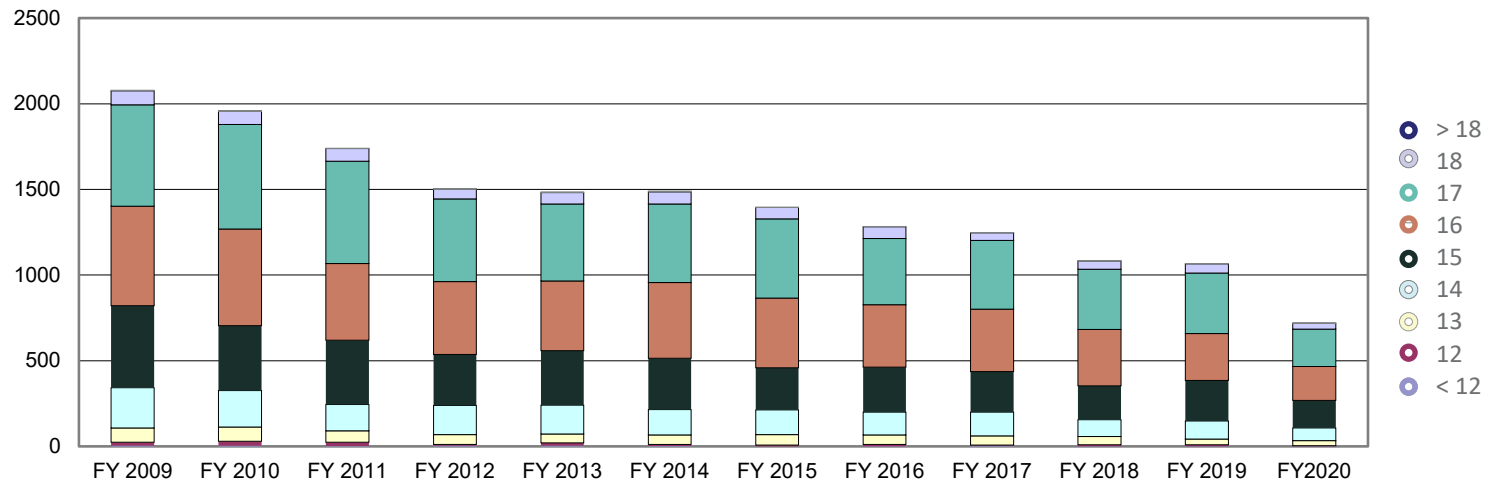
Male and Female Admissions As Percentages of Total Admissions

	Males	Females	Total
FY 2008	82.64%	17.36%	2592
FY 2009	84.99%	15.01%	2078
FY 2010	89.90%	10.10%	1960
FY 2011	87.02%	12.98%	1741
FY 2012	87.22%	12.78%	1502
FY 2013	83.97%	16.03%	1485
FY 2014	85.04%	14.96%	1491
FY 2015	85.03%	14.97%	1396
FY 2016	86.84%	13.16%	1284
FY 2017	85.40%	14.60%	1247
FY 2018	85.06%	14.94%	1084
FY 2019	84.36%	15.64%	1068
FY 2020	83.91%	16.09%	721



ADMISSIONS BY AGE

	< 12	12	13	14	15	16	17	18	> 18	Total
FY 2009	3	21	84	234	480	580	592	81	3	2078
FY 2010	3	26	84	212	380	563	611	75	6	1960
FY 2011	2	23	65	155	375	447	598	74	2	1741
FY 2012	4	8	57	170	297	425	483	57	1	1502
FY 2013	3	18	51	168	319	406	449	68	3	1485
FY 2014	2	10	54	149	300	442	457	72	5	1491
FY 2015	0	8	61	144	245	407	462	68	1	1396
FY 2016	1	10	55	134	263	363	387	69	2	1284
FY 2017	3	5	53	138	237	365	401	44	1	1247
FY 2018	1	8	48	98	198	329	351	49	2	1084
FY 2019	1	9	33	105	236	275	352	55	2	1068
FY2020	1	3	30	73	161	199	217	34	3	721



Admissions by Age as a Percentage of Total

	< 12	12	13	14	15	16	17	18	> 18	Total
FY 2008	0.39%	1.47%	4.48%	13.62%	23.15%	25.77%	27.58%	3.40%	0.15%	2592
FY 2009	0.14%	1.01%	4.04%	11.26%	23.10%	27.91%	28.49%	3.90%	0.14%	2078
FY 2010	0.15%	1.33%	4.29%	10.82%	19.39%	28.72%	31.17%	0.00%	0.31%	1960
FY 2011	0.17%	1.32%	3.73%	8.90%	21.54%	25.67%	34.35%	4.25%	0.11%	1741
FY 2012	0.13%	1.53%	4.33%	10.32%	24.97%	29.76%	39.81%	4.93%	0.13%	1502
FY 2013	0.27%	0.54%	3.84%	11.45%	20.00%	28.62%	32.53%	3.84%	0.07%	1485
FY 2014	0.20%	1.21%	3.42%	11.27%	21.40%	27.23%	30.11%	4.56%	0.20%	1491
FY 2015	0.14%	0.72%	3.87%	10.67%	21.49%	31.66%	32.74%	5.16%	0.36%	1396
FY 2016	0.00%	0.78%	4.28%	10.44%	20.48%	28.27%	30.14%	5.37%	0.08%	1284
FY 2017	0.24%	0.40%	4.25%	11.07%	19.01%	29.27%	32.16%	3.53%	0.08%	1247
FY 2018	0.09%	0.74%	4.43%	9.04%	18.27%	30.35%	32.38%	4.52%	0.18%	1084
FY 2019	0.09%	0.84%	3.09%	9.83%	22.10%	25.75%	32.96%	5.15%	0.19%	1068
FY 2020	0.14%	0.42%	4.16%	10.12%	22.33%	27.60%	30.10%	4.72%	0.42%	721