

OUTCOME DATA REPORT 2018-2020




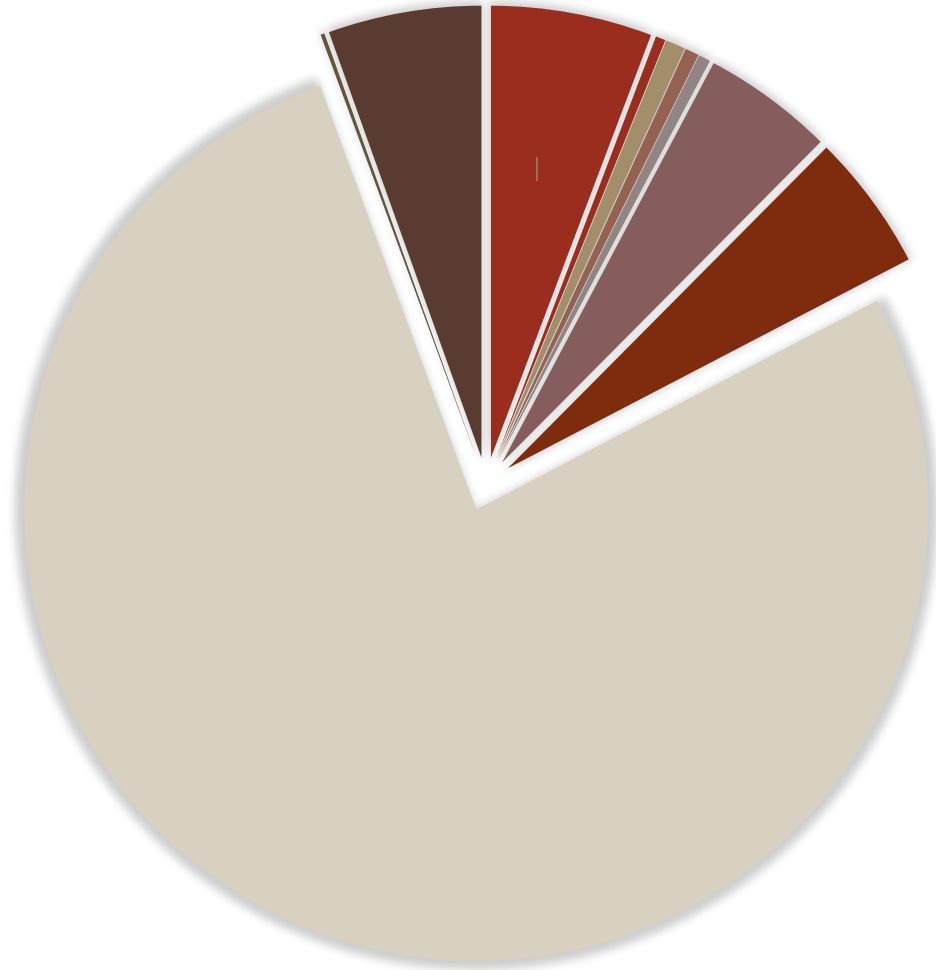
DESTINATIONS

2018

- Alternate Home Environment: 70, 5.46%
- Shelter: 1, 0.08%
- Deceased: 2, 0.16%
- Foster Home: 11, 0.86%
- Homeless/Transient: 4, 0.31%
- Jail/Bond: 8, 0.62%
- JU Case Closed, unable to contact: 34, 2.65%
- Residential Program: 81, 6.31%
- Returned to Original Home: 993, 77.40%
- Unknown: 79, 6.16%

2019

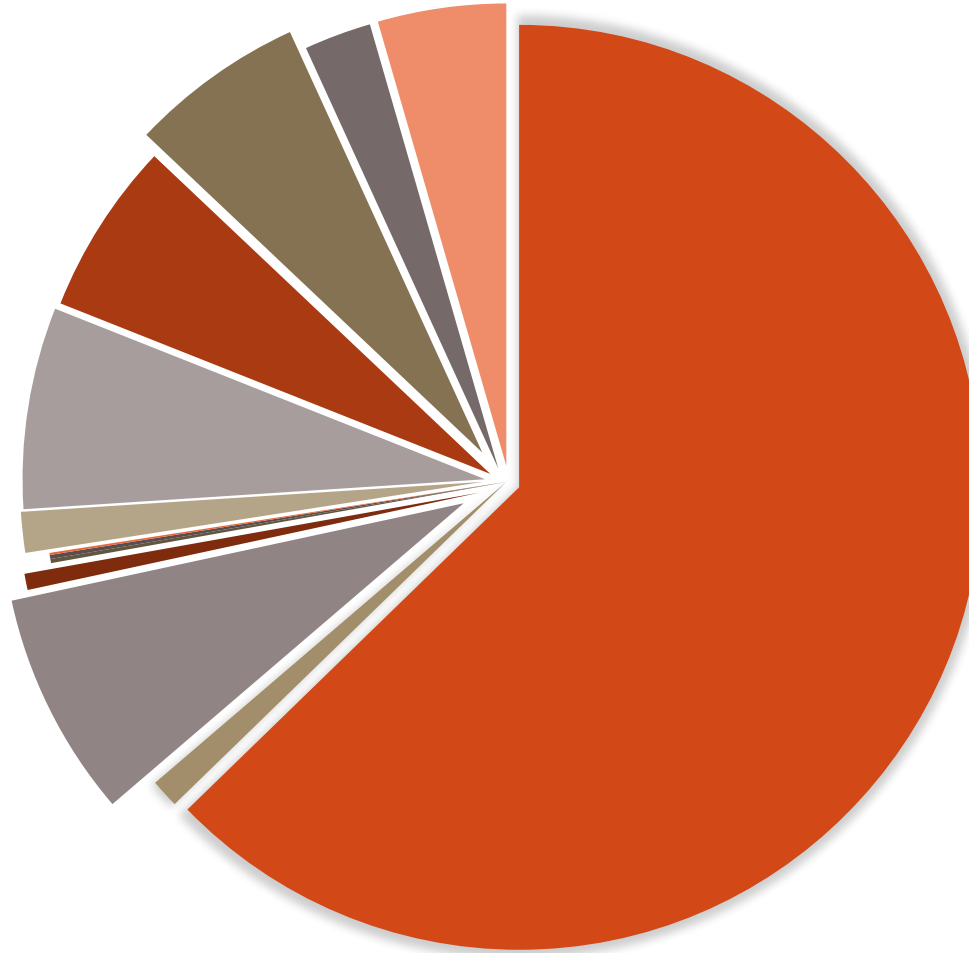
- Alternate Home Environment: 81, 5.76%
- Shelter: 2, 0.14%
- Deceased: 5, 0.36%
- Foster Home: 10, 0.71%
- Homeless/Transient: 7, 0.50%
- Jail/Bond: 6, 0.43%
- JU Case Closed- Unable to Contact: 66, 4.69%
- Residential Program: 69, 4.91%
- Returned to Original Home: 1083, 77.03%
- Unknown: 77, 5.48%



2018

- School: 835, **65.08%**
- College: 23, **1.79%**
- GED: 94, **7.33%**
- Job Corp: 5, **0.39%**
- Training Programs: 6, **0.47%**
- Trade School: 4, **0.31%**
- Post Secondary Education: 4, **0.31%**
- SPAN: 18, **1.40%**
- None/NA: 76, **5.92%**
- Unknown: 97, **7.56%**
- Graduated: 73, **5.69%**
- Home School: 17, **1.33%**
- JU Case Closed/Unable to contact: 31, **2.42%**

EDUCATION



2019

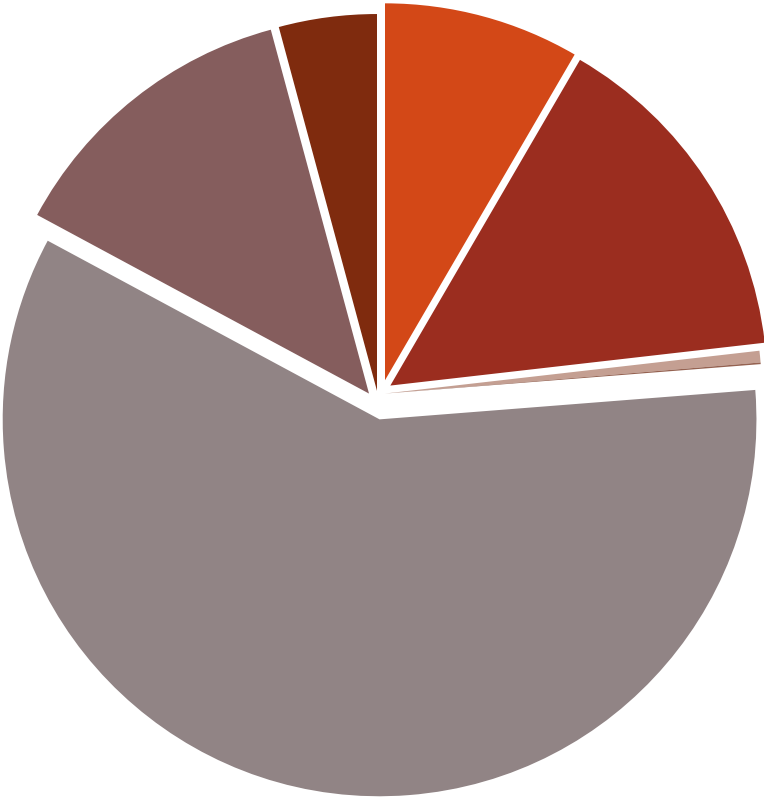
- School: 882, **62.73%**
- College: 14, **1.00%**
- GED: 111, **7.89%**
- Job Corp: 8, **0.57%**
- Training Programs: 2, **0.14%**
- Trade School: 2, **0.14%**
- Post Secondary Education: 1, **0.07%**
- SPAN: 20, **1.42%**
- None/NA: 99, **7.04%**
- Unknown: 85, **6.05%**
- Graduated: 86, **6.12%**
- Home School: 33, **2.35%**
- JU Case Closed/Unable to contact: 63, **4.48%**



EMPLOYMENT

2018

- Full Time Work: 77, 6%
- Part Time Work: 135, 10.52%
- Military: 10, 0.78%
- Volunteer: 0, 0.00%
- None/NA: 828, 64.54%
- Unknown: 207, 16.13%
- JU Case Closed/Unable to Contact: 26, 2.03%

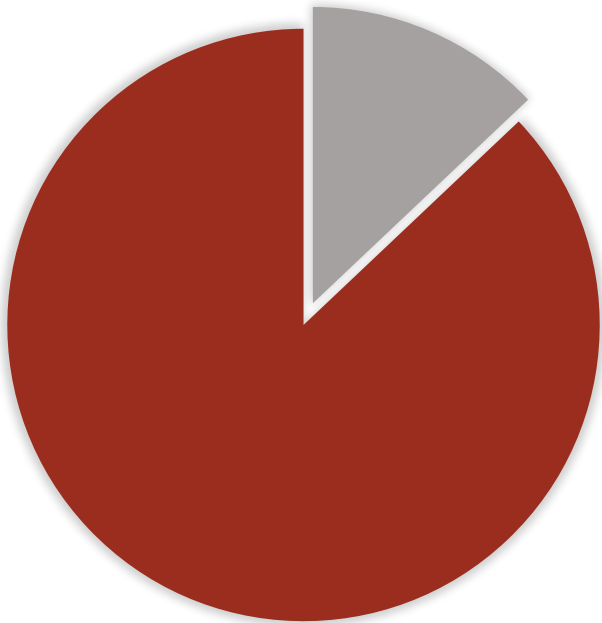


2019

- Full Time Work: 118, 8.39%
- Part Time Work: 208, 14.79%
- Military: 7, 0.50%
- Volunteer: 1, 0.07%
- None/NA: 831, 59.10%
- Unknown: 182, 12.94%
- JU Case Closed/Unable to Contact: 59, 4.20%



REOFFENDERS



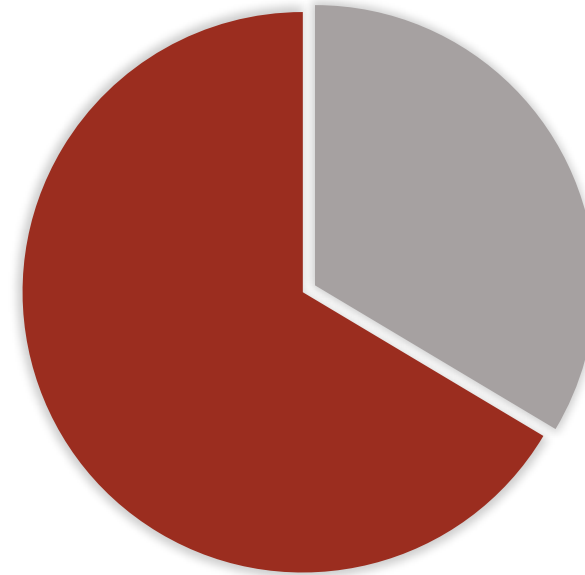
2018

- Yes- 178, 13.87%
- No-1105, 86.13%

2019

- Yes- 182, 13%
- No- 1224, 87%

COURT SUPERVISION



2018

- Yes- 411, 32.03%
- No-872, 67.97%

2019

- Yes- 472, 33.57%
- No- 934, 66.43%



ADJUDICATION

2018

- Extended Probation- 52, 29.21%
- DYS- 41, 23.03%
- Other- 53, 29.78%
- Residential- 32, 17.98%

2019

- Extended Probation- 57, 31.32%
- DYS- 39, 21.43%
- Other- 42, 23.08%
- Residential- 44, 24.18%



INFO PROVIDED BY

2018

- Self Report- 192, 14.96%
- DHR- 6, 0.47%
- Other Family- 70, 5.46%
- Parent- 298, 23.23%
- JPO- 717, 55.88%

2019

- Self Report- 169, 12.02%
- DHR- 5, 0.36%
- Other Family- 54, 3.84%
- Parent- 306, 21.79%
- JPO- 872, 62.02%

